

WHAT-TO-DO HOW-TO-SAY-IT






















Memory Work Review
Games by Brandy Ferrell



What-to-do-how-to-say-it

Set-up: Print and laminate. Cut along solid lines. Glue each subject, action and voice prompt to the end of a popsicle stick. Place subjects upside down in a can and the action and voice prompts upside down in a different can.

Instructions: At a turn, the student pulls a stick out of the subject can and a stick out of the what-to-do-how-to-say it can. The tutor asks a question and the student answers the question using the action or voice prompt they selected. Return the subject stick back to the subject can (until the previous six weeks' memory work for that subject has been answered – then leave it out so you can cover the other subjects!).

History 	Science 	Geography 
Math 	 English Grammar	Timeline 
Latin 	Say it while hopping 	Say it while doing jumping jacks 
Flap your arms while you say it 	Clap while you say it 	Say it while balancing on one foot 
Lead the class in saying it 	Say it like a cowboy 	Hold your nose and say it 
Say it with a whisper 	Say it with a robot voice 	Stand and say it like a soldier 
Say it like a cheer 	Say it while jogging in place 	Touch your toes five times when saying it 

Also available from Half-a-Hundred Acre Wood




Script-n-Scribe™ provides a full cursive program - from the formation of individual letters, through practicing tricky letter combinations, to seamlessly and effortlessly encouraging the study of art and poetry while gently introducing and reviewing English grammar concepts.

- *Truth Traveler* corresponds with Cycle 1
- *Hymns in History* corresponds with Cycle 2
- *Americana* corresponds with Cycle 3

Read more about these products and download samples at


<https://www.halfahundredacrewood.com/category/script-n-scribe/>

Teaching cursive handwriting?



Script-n-Scribe Roller Coaster Writer is an introductory program for learning phonograms by sight and dictation while also learning how to form cursive letters. It begins with large motor skills to help young children learn to write.

For connecting letters into words and sentences - and for practice with tricky letter combinations - take a look at **Script-n-Scribe Letter Connector**. Read more about these products and view additional images and Montessori-style products on our website.



Mission: Great CommissionTM Curriculum

Explore the ongoing fulfillment of the Great Commission through our missions-focused curriculum that explores social studies and science, integrating the study of scripture, history, geography, cultures, missions, hymns, and fine arts. Written for families with students in Grades 2-8 (and beyond), each program within our **Mission: Great CommissionTM series** provides a full year of social studies, science, and fine arts with a focus on how God has worked through creation and through people who were willing to follow His call.

- **Mission: World Wonders** explores ancient to medieval history along with world cultures, religions, and missions (along with fine arts, biology, and earth science). Corresponds with Cycle 1.
- **Mission: Faith Forgers** provides an overview of church history in the midst of world history from the protestant reformation through modern times (along with fine arts, astronomy, and physical science). Corresponds with Cycle 2.
- **Mission: Lasting Liberty** focuses on the history and geography of the United States of America (along with fine arts, anatomy, and chemistry) . Corresponds with Cycle 3.

Read more about these products and download samples at

<https://www.halfahundredacrewood.com/category/missions-focused-curriculum/>



www.halfahundredacrewood.com