

My Latin
Alphabet
Book

by _____

Classical Latin Pronunciation

My Latin Alphabet Book

I am thankful for your interest in my creations! It gives me no higher compliment than to have you use, enjoy, and recommend our materials to others! While I provide the materials and links on this site to you free of charge and *delight* in doing so, I humbly request that you adhere to the following guidelines.

For Personal and Classroom Use Only. My downloads and blog content are provided to you for your own personal use. If you download any files, you agree that you will not copy, reproduce, alter, modify, create derivative works, or publicly display any content from my downloads, except for your own personal (and classroom), non-commercial use. **You may use these downloads in a classroom setting.** You may also post pictures of your family using my downloads on your personal blog, provided that proper credit is attributed to [Half-a-Hundred Acre Wood](#) in the post.

No Redistribution. You may not reproduce, repackage, or redistribute the contents of Half-a-Hundred Acre Wood downloads or link lists, in whole or in part, for the purposes of selling them or re-publishing them on another website.

No Commercial Use. Downloads and lists of links from Half-a-Hundred Acre Wood may not be used for commercial purposes. You may not: use this to sell a product or service or use the download or link list to increase traffic to your website for commercial reasons.

You are more than welcome to:

Save the files on your computer and print off copies for yourself or classroom whenever you would like.

Use these files in a classroom setting.

Link directly to my website to share my files and link lists with others on-line (via email or other websites). Whenever possible, please link directly to blog posts instead of linking directly to files. Post blogs of your family or classroom using my files or refer back to my files or link lists, as long as proper credit is given to Half-a-Hundred Acre Wood.

Pin my posts on Pinterest.

You may not:

Host any of my files or blog content on your own or other sites.

Alter or sell any of my files or blog content. These files are for personal and classroom use only and are not to be modified by the user.

Alter or sell any derivative works of this file.

Transmit or store this resource on another website or other electronic retrieval system.

Thank you for abiding by these terms. If you have any questions, feel free to [contact me](#).

All clipart was taken from the public domain at <http://www.wpclipart.com/>.

Latin Pronunciations

There are at least four rival ways to pronounce Latin. The pronunciations in Classical Latin differ from those in Ecclesiastical Latin, which differ from those used in science. Just as there are several dialects of the English language, regional variations in Latin have also been noted. Because of the ever-changing nature of language, we're taking the advice of a seasoned Latin instructor: "Just choose a pronunciation and stick with it."

This pronunciation guide is based primarily upon the Roman System, which can be found in the Appendix of *Henle Latin* under "Pronunciation." In the case of \bar{y} , y , and eu , we have included pronunciations used in *Latin's Not So Tough*.

For more information, please visit the following websites:

<http://www.ai.uga.edu/mc/latinpro.pdf>

<http://www.txclassics.org/old/PronunciationGuide.pdf>

Pronunciations chosen for this coloring book are as follows:

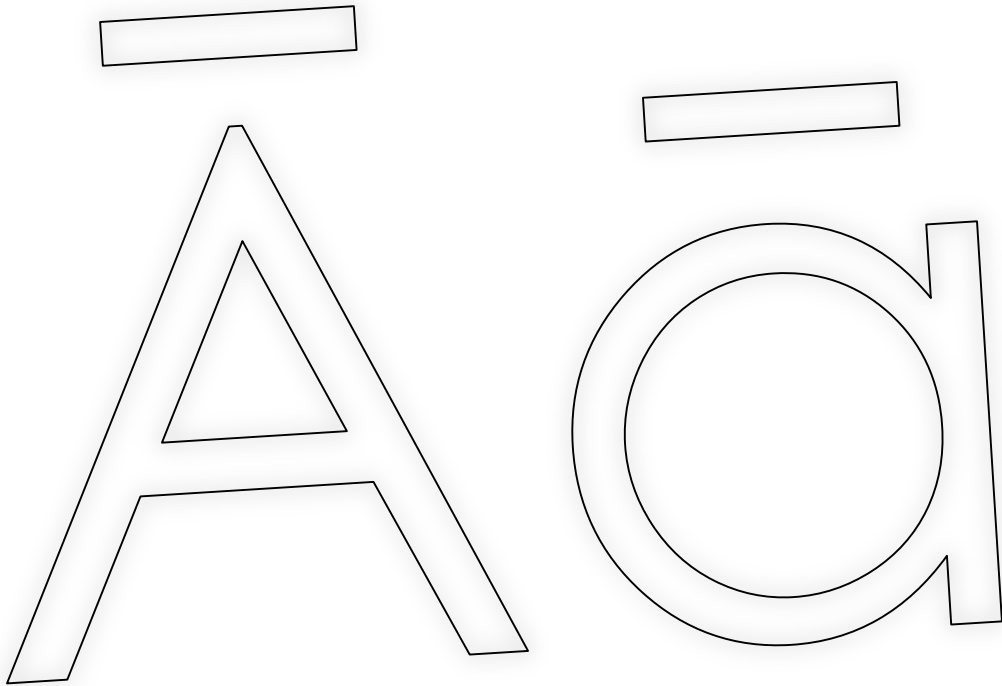
Consonants & Vowels	Pronunciation
b, d, f, h, k, l, m, n, p, qu, r, t, x	as in English
c	hard /c/ as in cat
g	hard /g/ as in girl
i (as a consonant)	/y/ as in yarn
s	/s/ as in sit (not z as in rose)
v	/w/ as in <u>way</u>
z	/dz/ as in <u>adze</u>
ā	/ä/ as in <u>father</u>
a	/ə/ as in <u>idea</u>
ē	/ey/ as in <u>obey</u> .
e	/ě/ as in <u>net</u>
ī	/ē/ as in <u>gasoline</u>
i	/i/ as in <u>pit</u>
ō	/ō/ as in <u>note</u>
o	/o/ as in <u>omit</u>
ū	/ōō/ as in <u>ruler</u> .
u	/oo/ as in <u>foot</u>
\bar{y}	/ee/ as in <u>tree</u>
y	/ee/ as in <u>treat</u>

Latin Pronunciations

There are at least four rival ways to pronounce Latin. The pronunciations used in classical Latin differ from those in Ecclesiastical Latin, which differ from those used in science. Because language is ever-changing, we suggest you simply choose a pronunciation... and stick with it!


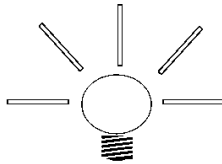
Pronunciations chosen for this book are as follows:

Letter	Pronunciation
ae	/ī/ as in <u>fly</u>
oe	/oy/ as in <u>toy</u>
ei	/ā/ as in <u>neigh</u>
ui	/uee/ as in <u>queen</u> (or <u>goeey</u>)
au	/ow/ as in <u>cow</u>
eu	/ew/ or /ě-yoo/ (as one syllable).
ch	/k/ as in <u>kick</u> , or <u>character</u>
ph	/f/ as in <u>phone</u>
th	/th/ as in <u>think</u>
gu	/gu/ as in <u>anguish</u>
bs	/ps/ as in <u>cups</u>
bt	/pt/ as in <u>slept</u>
su	/sw/ as in <u>swan</u>



... is pronounced /ä/ as in father.

Ao



... is pronounced /ə/ as in idea.

Bb




... is pronounced /b/ as in boy.

C c



... is pronounced /k/ as in cat.

D d



... is pronounced /d/ as in dog.

E e




... is pronounced /ey/ as in obey.

E e



... is pronounced /ĕ/ as in net.

Ff



... is pronounced /f/ as in fire.

Gg




... is pronounced /g/ as in **g**irl.

Hh




... is pronounced /h/ as in hat.



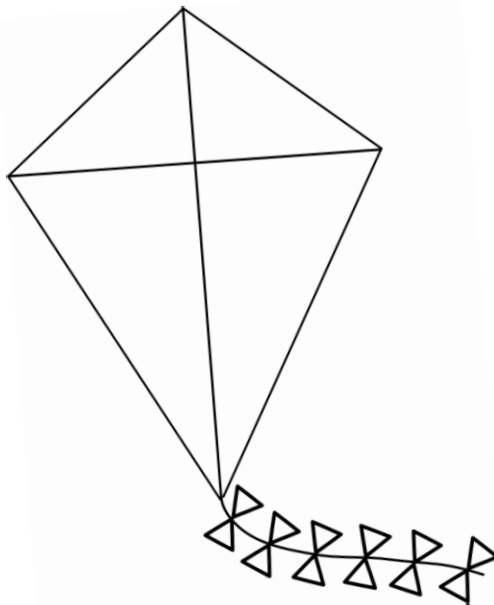
... is pronounced /ē/ as in gasoline.

I i




... is pronounced /i/ as in pit.

K K



... is pronounced /k/ as in kite.

LI



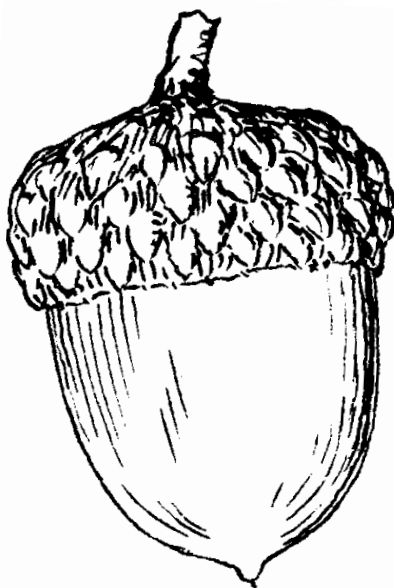
... is pronounced /l/ as in log.

Mm




... is pronounced /m/ as in man.




N n



... is pronounced /n/ as in nut.




... is pronounced /ō/ as in note.



... is pronounced /ō/ as in omit.


P p



... is pronounced /p/ as in **p**ig.

Q U

qu



... is pronounced /kw/ as in quill.

Rr



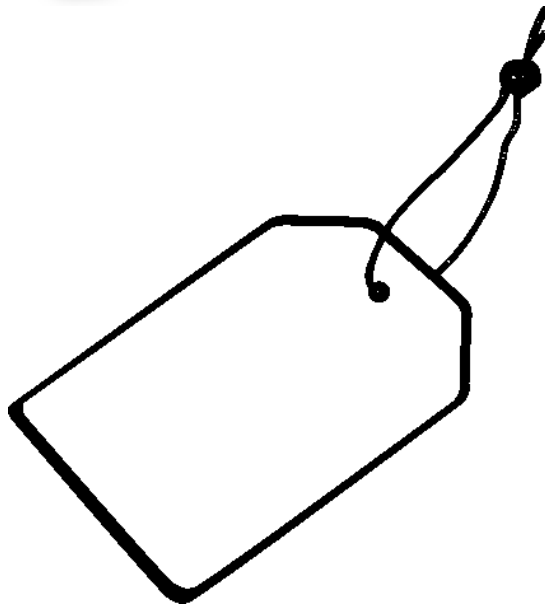
... is pronounced /r/ as in rat.

Ss

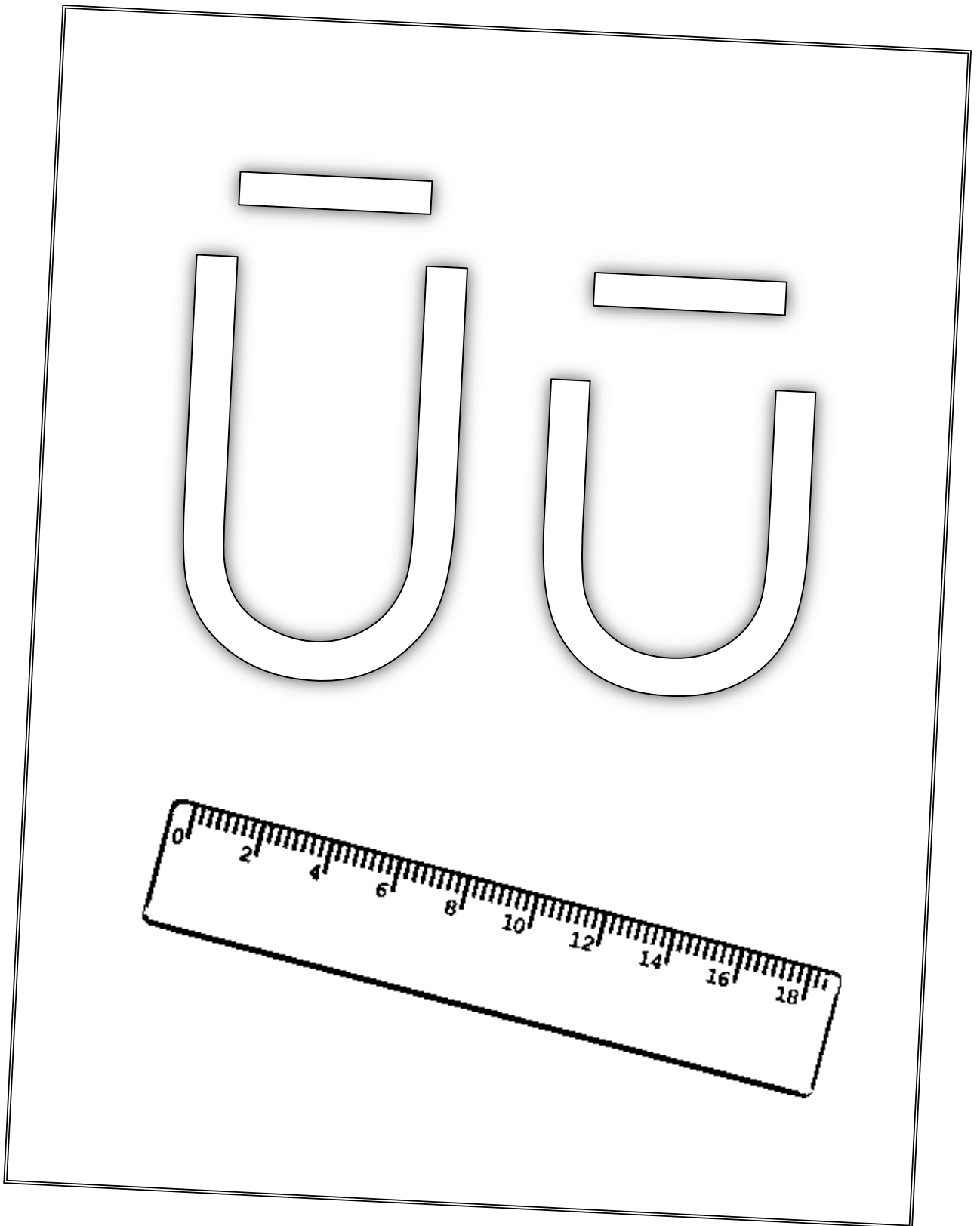


... is pronounced /s/ as in sit.

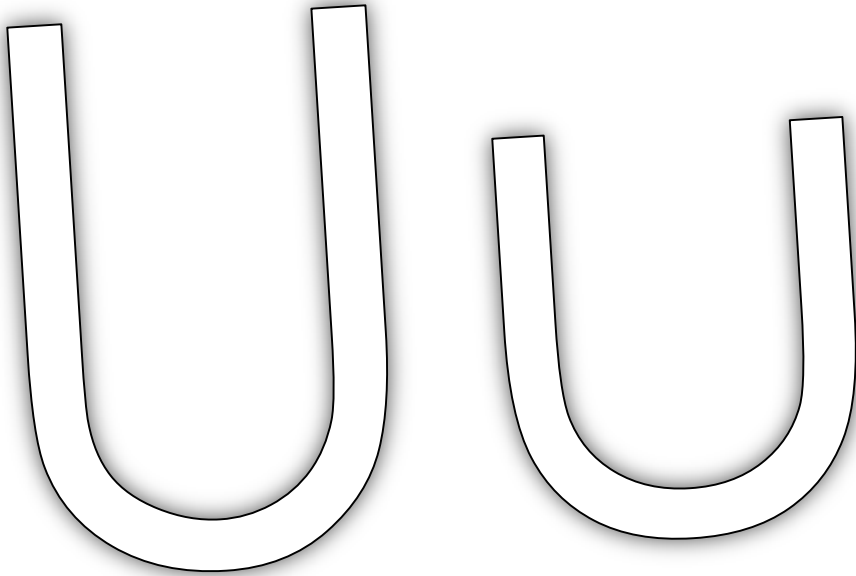
T t




... is pronounced /t/ as in tag.



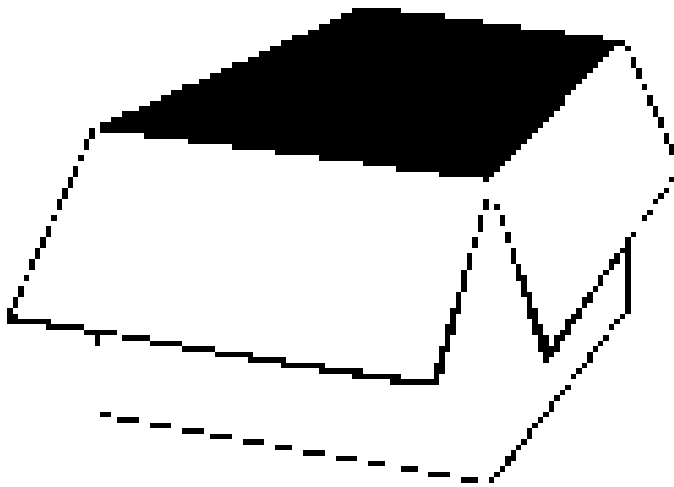
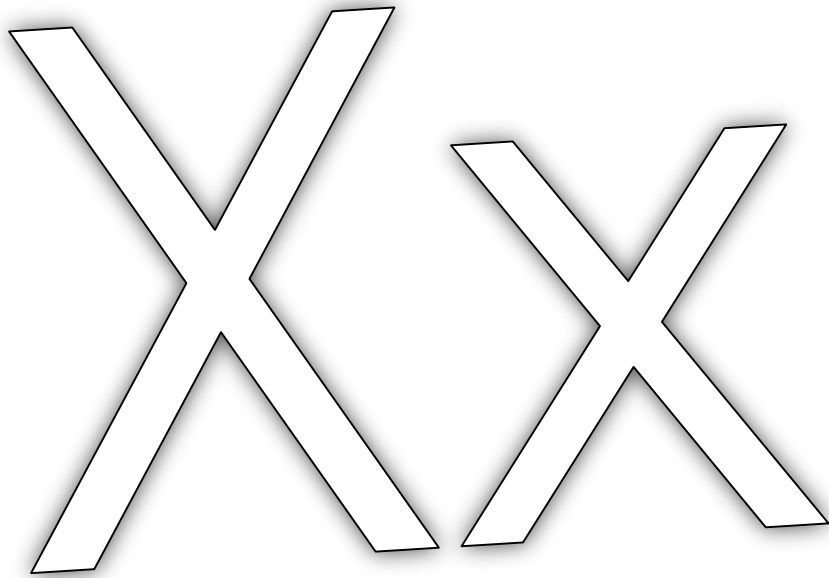
... is pronounced /oo/ as in ruler.




... is pronounced /oo/ as in foot.




... is pronounced /w/ as in way.



... is pronounced /ks/ as in box.

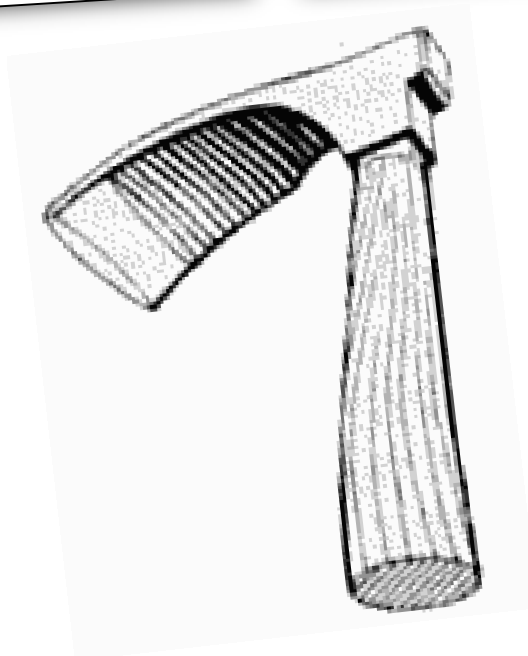


... is pronounced /ee/ as in tree.



... is pronounced /ee/ as in treat.

Zz

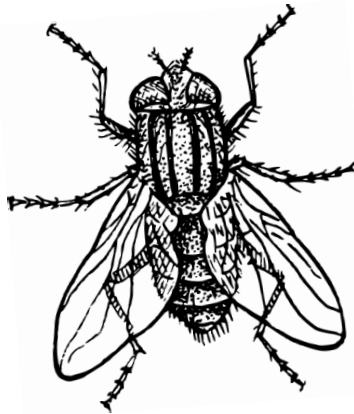


... is pronounced /dz/ as in adze.

Latin Diphthongs




die



... is pronounced /ī/ as in **fly**.

ow



... is pronounced /ow/ as in cow.

e i



Neigh!

... is pronounced /ā/ as in neigh.


e u



ě-yoo!

... is pronounced /ew/ as in blew.
... or /ě-yoo/ (as one syllable, like feud).

o e




... is pronounced /oy/ as in **toy**.

u u i



... is pronounced /uee/ as in queen (or gooey).

b s




... is pronounced /ps/ as in cups.

bot



... is pronounced /pt/ as in slept.

ck





... is pronounced /k/ as in kick, or character.

g u



... is pronounced /gu/ as in anguish.




... is pronounced /y/ as in yarn.

ph




... is pronounced /f/ as in phone.

sw



... is pronounced /sw/ as in swan, or suave.

th



... is pronounced /th/ as in think.

Congratulations! You
know your Latin
sounds!

