

A SIX-WEEK STUDY OF HISTORY, GEOGRAPHY, AND MISSIONS IN THE SOUTH PACIFIC

MISSION: PACIFIC PEACEMAKERS

TEACHER'S GUIDE



half-a-hundred
ACRE WOOD

BRANDY FERRELL

Table of Contents

Introduction	4
Preparation Checklist	10
Week 1 (Continents & Oceans)	12
Weeks 2-3 (Polynesia)	16
Week 4 (New Zealand)	20
Weeks 5-6 (Australia & Antarctica)	24
Appendix	29
<i>Biography Timeline Templates</i>	30
<i>Mission: Pacific Peacemakers Art & Activities Master Supply List</i>	32
Poetry	33
<i>World Travels of Missionaries Map</i>	38
<i>Mission: Pacific Peacemakers Art & Activities Master Supply List</i>	32
<i>Mission: Pacific Peacemakers Booklist</i>	34
<i>Mission: Pacific Peacemakers Map Packet</i>	37

The Bible, geography, history, and science readings in this plan are scheduled to take a total of approximately 30 minutes each day but may extend beyond this timeframe depending on the amount of discussion involved. The read alouds will take approximately 20-30 minutes daily. Optional science activities, nature study, and/or art projects will extend this time by approximately 30 minutes, which you may wish to complete in the afternoons or while reading aloud. You may also opt to include additional activities, worksheets, or notebooking pages for history or geography, which will also extend the lessons accordingly. We suggest completing the readings during a designated morning time and the read-alouds in the afternoon or evening, but feel free to adjust these times to fit the schedule around your family's needs and preferences.

[illegible]

Example Schedule

Below is an example of one way you might map your tail to a schedule.

Before Breakfast (7:00 AM - 7:30 AM)	Bible reading/devotion, hymn, and prayer (15 minutes) Memory work practice (15 minutes)
Block 1 (8 AM - 9 AM)	Morning Time: <ul style="list-style-type: none"> • Map practice with geography audio (5-10 minutes) • Geography readings (10 minutes) • History or science reading (10 minutes)
Block 2 (9 AM - 10 AM)	Math
Block 3 (10 AM - 11AM)	Phonics/Spelling and/or Reading Instruction Copywork
Block 4 (11 AM - 12 PM)	Other Language Arts (English Grammar/Latin & Writing)
Lunch	
Block 5 (1PM - 3 PM)	Independent reading & exploration Art project, science activities, or nature study (30-60 minutes)
Afternoon or After Supper	Family read aloud (20-30 minutes)

Above all else, remember that homeschooling is about relationships, not curriculum. It is important to realize that life may interrupt even the best well-laid plans. Do not let the curriculum be your master. Use it as a tool to enrich your family's lives. Take the pieces that allow you to enjoy a restful learning experience as you discover more about God's handiwork all around us - across the world and throughout history.

Bible, Hymns, & Prayer

Scripture. As parents, the most important study we can embark upon with our children is a study of God's Word. In an effort to establish a family habit of reading through the Bible with our children, we've provided scripture readings (the books of James and 1 Peter) with suggested scripture memory work. As you read through these scriptures, you may want to have your family take turns reading, pausing to reflect upon or discuss particular verses. Also attempt to memorize scriptures by saying them together daily, or you can use the scriptures as copywork or as a studied dictation exercise. For details on copywork, dictation, and narration, visit the article: <http://www.halfahundredacrewood.com/copywork-dictation-narration/>. Refer to the scripture memory song playlist on the *Mission: Pacific Peacemakers* password-protected webpage for songs to assist with memorization. Feel free to scale back on the number of scriptures memorized, or substitute a different Bible reading plan or scripture memory program if you have already established this habit within your family. For families who prefer devotions, some recommended devotional books are *The Jesus Storybook Bible* (for young children), *The 10 Minute Bible Journal*, *How to Read the Bible* (for young adults), *Our New Testament* (for young adults), or *The Christy* (for children). **Hymn Study.** After we introduce a new hymn, listen to the hymn daily. This is included on the *Mission: Pacific Peacemakers* password-protected webpage. Attempt to memorize the words of the hymn by listening to it throughout the day. Students can use the hymn as copywork and/or as a dictation exercise. Three hymns are introduced during this six-week period. We encourage you to sing/listen to the complete song daily. Also note that we have specified when to read the accompanying hymn story from *Then Sings My Soul* so that those readings better correspond with the history readings.

Prayer. Pray together as a family. Pray words of thanksgiving, pray that God helps you to apply the scriptures you read, pray over your learning endeavors, share prayer requests with each other. You can even record prayers in a prayer journal to keep track of when and how God answers your prayers.

Memory Work

Skills to develop during the early elementary years include naming, storytelling, and memorizing. Naming and storytelling play out naturally through nature study and narration. During the early stages of learning, children also have a natural propensity towards memorization. If you are not using a curriculum that provides memory work, you may choose to memorize Bible verses, hymns, poetry, speeches, passages and/or quotes from literature, or basic facts from science or history. This curriculum provides geography, hymns, and scripture memory work (along with two poems you may wish to memorize), but feel free to add other memory work you would like to practice with your student(s).

Geography/Map Practice

Whether reading a geography book, a history book, or a read aloud, be sure to keep a globe and/or map on hand to locate places of interest. For those who have purchased our curriculum

Mission: Pacific Peacemakers Package

<p><i>Mission: Pacific Peacemakers Teacher's Guide</i> Access to <i>Mission: Pacific Peacemakers</i> Supplemental Resource Webpage</p> <p>Geography & Science <i>The Usborne Geography Encyclopedia - IL</i> <i>Children's Atlas of God's World</i> <i>Geography Songs CD & Booklet Kit</i> <i>Window on the World (2018 Edition)</i></p> <p>Missionary Read Alouds <i>John Williams: Messenger of Peace</i> <i>Florence Young: Mission Accomplished</i></p>	<p>History Select readings on Oceania from: <i>The Story of the World Volume 2</i> <i>The Story of the World Volume 3</i> <i>The Story of the World Volume 4</i></p> <p>Art & Hymn Study <i>The Usborne Art Treasury</i> <i>Then Sings My Soul</i></p> <p>Middle School Options <i>The Man with the Bird on His Head</i> <i>Draw the World</i></p>
--	---

The Usborne Geography Encyclopedia, Children's Atlas of God's World, Geography Songs CD & Booklet Kit, Window on the World, The Story of the World Volume 2, The Story of the World Volume 3, The Story of the World Volume 4, The Usborne Art Treasury, and Then Sings My Soul are also used in our *Mission: World Wonders* and *Mission: Faith Forgers* programs.

Mission: Pacific Peacemakers Preparation Checklist

- ☐ To better understand the world-level of missionaries as well as the general vastness of the Pacific Ocean, you might consider purchasing a globe of the world for use with this study.
- ☐ Read the introduction to this study ("Welcome to *Mission: Pacific Peacemakers*," pp. 4-6).
- ☐ Read through *Unit 1 Notes*, which contains important information that applies throughout the study.
- ☐ Print the *Mission: Pacific Peacemakers Map Packet* (downloadable on the supplemental webpage) and either laminate or place into page protectors.
- ☐ If desired, laminate the map provided in the Audio Memory Geography Songs packet.
- ☐ Before beginning this unit, look over the supplies lists for the six-week period (for art and activities).

A Note on Reading Plan Notes

Notes are included with each week's planner page to provide reminders or additional information. Not every day will have notes associated with it. Reference Unit 1 Week 1 for reminders that will be relevant for the entire study.

Oceania Unit - Week 4: New Zealand

Geography, History, Science, and Fine Arts Schedule					
	Day 1:	Day 2:	Day 3:	Day 4:	Day 5:
Devotion & Prayer	Read 1 Peter 1:1-12. A Living Hope.	Read Hymn Story: Search Me, O God (p. 295)	Read 1 Peter 1:13-25. Be holy.	Read 1 Peter 2:1-12. The Chosen Stone and His chosen people.	
	Scripture Memorization: James 1:1-12				
	Hymn: Search Me, O God				
Geography - Map Practice	Introduce New Zealand on Globe & World Map. Listen to Track #19 New Zealand. Florence Young was from New Zealand.	Listen to Track #19 New Zealand if desired. Continue practicing Oceania.	Listen to Track #19 New Zealand if desired. Continue practicing Oceania.	Quiz New Zealand, Oceania, and Continents & Oceans on Blank Maps.	
Geography Books or articles	Children's Atlas: New Zealand (p. 84-85)	Print a world map and color the places Florence Young travels.	Geo Encyclopedia: New Zealand (p. 192-193)	Window on the World: New Zealand (p. 100-109)	
Read Aloud	Florence Young Chapter 1	Florence Young Chapter 3	Florence Young Chapter 5	Florence Young Chapter 6	
Art & Other	Draw a travel snapshot map.			Draw a singing hymn. Anakas... picture Bible story teach it to your family. (Chapter 5)	
History: Story of the World (Select Readings on Oceania)		Volume 3 Chapter 41 - The Treaty of Waitangi		Volume 3 Chapter 41 - The New Zealand Wars	
Science	Geo Encyclopedia: Air and Ocean Currents (p. 96-97); Mountains (p. 130-131) Activity: Observe surface water currents		Geo Encyclopedia: Natural Hot Water (p. 42-43); Volcanic Islands (p. 44-45); Activity: Build a Volcano		
Middle School Options					
Independent Reading	The Man with the Bird on His Head Chapter 12	The Man with the Bird on His Head Chapter 13	The Man with the Bird on His Head Chapter 14	The Man with the Bird on His Head Chapter 15	
Middle School Geography	Draw the World: Add Asia to previously drawn maps (p. 36-48)	Draw the World: Add Asia to previously drawn maps (p. 36-48)	Draw the World: Add Asia to previously drawn maps (p. 36-48)	Draw from memory: Americas, Europe, Africa, and Asia	
Other Learning					

Oceania Unit: Week 4 Notes

SUPPLIES FOR ART & OTHER ACTIVITIES	
<ul style="list-style-type: none"> Kiwi fruit (and other tropical foods. See Day 1 notes.) 	<ul style="list-style-type: none"> Paper or cardstock Colored pencils and/or crayons

SCIENCE SUPPLIES NEEDED:	
<ul style="list-style-type: none"> Shallow pan Water Food coloring (any color) Pie plate Aluminum foil 	<ul style="list-style-type: none"> Small plastic water bottle Vinegar Baking soda Dishwashing liquid Red food coloring

Day 1

Bible Readings & Scripture Memory Work. Today we begin reading the book of 1 Peter, which includes themes dealing with our response to suffering. Continue memorizing James 1:1-12, or refer to the Mission: Pacific Peacemakers supplemental webpage for select scripture memory suggestions. Memorizing alternative verses from 1 Peter.

Geography. Use the New Zealand Reference Map in the appendix to locate and practice the locations mentioned in the story of Florence Young. You may also use the p. 27 Geography Supplement book. Also continue practicing Oceania.

Read Aloud. Today we begin the story of native New Zealander Florence Young (1840-1910). She became a missionary to China during the Boxer Rebellion, and the Solomon Islands. Read *Florence Young: Mission Accomplished* and identify locations in the Solomon Islands in Melanesia on a wall map or globe. Gavito (mentioned in Chapter 1) is an island in the Solomon Islands. When reading Chapter 2, also point out England and New Zealand. Use the New Zealand Reference Map, the Australia Reference Map, and the Australia & Oceania Reference Maps in the appendix along with the map of the Solomon Islands at the front of the Florence Young biography to locate points of interest as you read through the biography of Florence Young. If desired, you can keep a timeline of Florence Young's life by using the "Life of _____" timeline template in the appendix. Because Florence Young dedicated her life to sharing the gospel with fierce cannibalistic tribes, we have included passages from the readings that you may want to filter or adjust for your children. These are indicated by the words, "Content warning." Content warning for Chapter 2: p. 25, bottom half of page: the family's horses Blackbird and Blossom drown in the river.

Art & Other Activities. As we read about New Zealand, you may want to enjoy a snack of Kiwi fruit or plan a special tropical meal with bananas, coconut milk/soup, breadfruit, yams/sweet potatoes, taro root, and/or fish.

Science Activity - Surface Water Currents. To see how wind moves surface currents, try the following activity: Fill a shallow pan with water. Gently blow across the surface of the water and notice the small waves and currents. Drop a few drops of food coloring at one edge of the pan. Blow across the surface of the water again, observing how the food coloring is distributed.

Middle School Geography. Add Asia to the maps you sketched last week. If desired, students may practice drawing the Americas, Europe, Africa, and Asia (p. 6-48) instead of just adding Asia to their previous maps.

Day 2

Geography Readings & Activities. A map for coloring the places Florence Young traveled is included in the maps section of the appendix of this guide on p 38. Continue tracking Florence Young's travels for the remainder of this unit.

Day 3

Science. You can read more about earthquakes and volcanoes on p. 38-54 of the *Usborne Geography Encyclopedia* and build a simple model of a volcano, using the following instructions.

Volcano Activity

Materials needed:

- Pie plate
- Aluminum foil
- Small plastic water bottle
- Vinegar
- Baking soda
- Dishwashing liquid
- Red food coloring

Set the water bottle in a pie plate and wrap the foil around the bottle to make a model volcano. Squirt about one inch of dish soap into the mouth of the water bottle. Place a few spoonfuls of baking soda into the mouth of the bottle. Pour vinegar into the water bottle until it starts foaming and bubbling up. For red “lava,” add a few drops of red food coloring to the vinegar before pouring it into the mouth of the bottle.



De

Art & Other Activities. In Chapter 5, Florence Young taught the Kanakas how to sing a hymn by singing it line by line with them echoing her. Practice singing this week’s hymn in this way. Florence also taught the Kanakas Bible stories using pictures. Draw pictures to “teach” a Bible story to your family.

Middle School Geography. Students should attempt to draw from memory the portion of the world they have practiced up to this week. After drawing from memory, they can compare their sketch to a world map or to *Draw the World* and make corrections.

Read Aloud. George Müller is a missionary studied in greater detail in our *Mission: Faith Forgers* curriculum.

MISSION: PACIFIC PEACEMAKERS

Australia & Oceania Maps



By Brandy Ferrell | Half-a-Hundred Acre Wood


Australia & Oceania Blank Map



New Zealand Reference Map

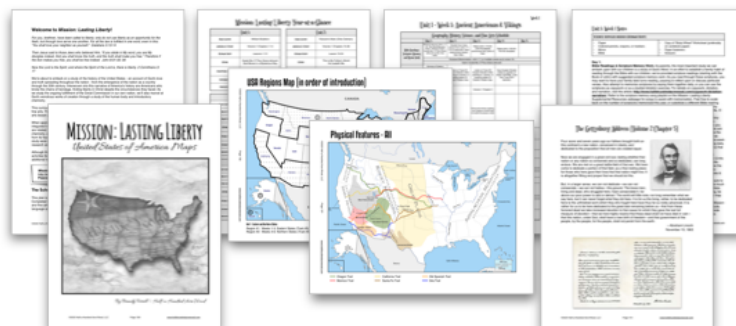



Also available from Half-a-Hundred Acre Wood



Mission: World Wonders. A full year missions-focused study of ancient to medieval world history, world geography, and missions focusing on Africa, Asia, Central and South America, and Canada. Plus, study biology and earth science!

Mission: Faith Forgers. A full year missions-based study of church history, modern world history, world geography, and missions focusing on the history of Christianity from the early church to modern missions in Europe and Asia. Plus, study astronomy and physical science!



Mission: Lasting Liberty. A full year faith-based study of U.S. history integrating geography, hymn study, fine arts, and scripture. Plus, study human anatomy and basic introductory chemistry!

Mission: Great Commission is an integrated, three-year, scripture-centered, missions-focused approach to world history and geography, fine arts, and science.

