

A STUDY OF CHURCH HISTORY FROM THE EARLY CHURCH TO MODERN MISSIONS

# MISSION: FAITH FORGERS

TEACHER'S GUIDE

REVISED EDITION

SAMPLE

AN ACCOUNT OF THOSE WHO HAVE FORGED AHEAD IN FAITH



half-a-hundred  
ACRE WOOD

BRANDY FERRELL

# Table of Contents

Introduction .....	4
Preparation Checklist .....	11
<i>Mission: Faith Forgers</i> Units at-a-Glance.....	13
<i>Mission: Faith Forgers</i> Weeks at-a-Glance.....	14
Unit 1 (Early Church & Medieval Church) .....	18
Unit 2 (Reformation Church & Awakening Church) .....	32
Unit 3 (Missionary Church - Modern Church & Modern Missions) .....	44
Unit 4 (Industrial Age to World War II) .....	56
Unit 5 (World War II) .....	68
Unit 6 (Communism) .....	80
Appendix .....	93
<i>Mission: Faith Forgers</i> Maps.....	94
<i>Mission: Faith Forgers</i> Art & Activities Master Supply List .....	115
Art Project Instructions.....	118
Moon Diagram (Unit 2 Week 2) .....	135
Middle School Science: Lab Entry Example.....	136
History Portfolio Examples.....	137
<i>Mission: Faith Forgers</i> Booklist .....	138
<i>Mission: Faith Forgers</i> Middle School Recommended Reading.....	151
<i>Mission: Faith Forgers</i> Trip Two Details.....	153

extend beyond this timeframe depending on the amount of discussion involved. History and science readings are scheduled on alternate days. Optional science activities (experiments, worksheets, projects, or quizzes) and/or nature study will extend this time by approximately 30 minutes. Art projects will also take an additional 30 minutes, which you may wish to complete in the afternoons or while reading aloud. You may also opt to include additional activities, worksheets, or notebooking pages for history or geography, which will also extend the lessons accordingly. We suggest completing the readings during a designated morning time and (during second semester) the read-alouds in the afternoon or evening, but feel free to adjust these times to fit the schedule around your family's needs and preferences.

**As with all curriculum and lesson plans, you should customize this framework to fit your family.** If something is not working, feel free to adjust. If needed, you can complete this program over a two-year period or drop a six-week unit from your schedule and pick the unit back up to complete at a later date. If you need to drop a subject - or if you want to listen to history audiobooks while on a roadtrip rather than sticking with the schedule throughout the year, feel free to make that adjustment. A curriculum plan is only a framework.

### Example Schedule

Below is an example of just one way you might set up your daily schedule. Reality can look much different. For example, we have often listened to the audiobooks of the read-alouds or history while driving in the car.

Time	Activity
<b>Before Breakfast</b> (7:00 AM - 7:30 AM)	Morning walk/exercise
<b>During Breakfast</b> (7:30AM - 8:00 AM)	Bible reading/devotion, hymn, and prayer (15 minutes) Memory work practice (15 minutes)
<b>Block 1</b> (8 AM - 9 AM)	Morning Time: <ul style="list-style-type: none"> <li>• Map practice with geography audio (5-10 minutes)</li> <li>• Church history &amp; geography readings (20-30 minutes)</li> <li>• History or science reading (15-20 minutes)</li> <li>• Composer/Orchestra study, once per week (10 minutes)</li> </ul>
<b>Block 2</b> (9 AM - 10 AM)	Math
<b>Block 3</b> (10 AM - 11AM)	Phonics/Spelling and/or Reading Instruction Copywork
<b>Block 4</b> (11 AM - 12 PM)	Other Language Arts (English Grammar/Latin & Writing)
<b>Lunch</b>	
<b>Block 5</b> (1PM - 3 PM)	Independent reading & exploration Art project, science activities, or nature study (30-60 minutes)
<b>Afternoon or After Supper</b>	Family read aloud (15-20 minutes)

If needed, audiobooks are available for *The Story of the World* and for the *Christian Heroes: Then and Now* series and may be purchased from Amazon, ChristianBook, or other websites.

Above all else, remember that homeschooling is about relationships, not curriculum. It is important to realize that life may interrupt even the best well-laid plans. Do not let the curriculum be your master. Use it as a tool

to enrich your family's lives. Take the pieces that allow you to enjoy a restful learning experience as you discover more about God's handiwork all around us - across the world and throughout history.

## Devotion & Prayer

**Geography Readings.** Due to its devotional nature and prayer prompts, *Window on the World* is considered part of the devotional time. As you read each selection, also remember to reference the map on pages 6-7 to point out locations and/or people groups. For days when readings are taken from the *Children's Atlas of God's World* and *The Usborne Geography Encyclopedia with Complete World Atlas*, continue to pray for and discuss God's love for that particular region/culture. You may also wish to record prayers in a prayer journal.

**Hymn Study.** After students are introduced to a new hymn, listen to the hymn daily. For convenience, a hymn playlist is included on the *Mission: Faith Forgers* password-protected webpage. Attempt to memorize the words as a family by listening to it throughout the day. Students can also use the hymn as copywork and/or as a dictation exercise.

**Scripture.** As a parent, the most important study you can embark upon with your children is a study of God's Word. While suggested scripture readings and scripture memory work are offered within the reading plans to correlate with material covered in that particular unit, parents will also want to spend time reading through the Bible with their children. Bible study is simple and affordable. Simply select a book of the Bible and read a chapter per day, pausing to reflect upon or discuss a particular passage during your reading. Students can take turns reading aloud from the Bible during this time as well. For families who prefer devotionals, some recommended devotional books are *The Jesus Storybook Bible* (for young children), *The Child's Story Bible* by Catherine Vos (overview of the Bible), *Love Story Short* (Old Testament), *Old Story New* (New Testament), or *The Old Testament* (the Christian faith).

To memorize scripture, we have included Bible Readeez (KJV Songs). Alternatively, you may use Scripture Memory Rings or other ideas provided in our free Hide the Word Scripture Memory System at [www.halfahundredacrewood.com/hidden-the-word-scripture-memory-system/](http://www.halfahundredacrewood.com/hidden-the-word-scripture-memory-system/). Bible verse(s) may also be used as copywork or a studied dictation exercise. For details on copywork, dictation, and narration, visit [www.halfahundredacrewood.com/copywork-dictation-narration/](http://www.halfahundredacrewood.com/copywork-dictation-narration/).

## Memory Work

Skills to develop during the early elementary years include naming, storytelling, and memorizing. The skills of naming and storytelling play out naturally through nature study and narration. During the early stages of learning, children also have a natural propensity towards memorization. If you are not using a curriculum that provides memory work, select some key pieces of information to memorize. You may choose to memorize Bible verses, hymns, poetry, speeches, passages and/or quotes from literature, or basic facts from science or history. This curriculum provides geography and scripture memory work, but feel free to add other memory work you would like to practice with your student(s). A memory work review plan/schedule is included as a free download on the *Mission: Faith Forgers* Supplemental Resource Page (p. 4).

## Geography/Map Practice

Whether reading a geography book, a history book, or a read aloud, be sure to keep a globe and/or map handy to locate places of interest. For those who have purchased our curriculum bundle, a map is included in the Geography Songs Kit in case you do not have another globe or map available. The Audio Memory Geography Songs are a useful tool for memorizing world geography. If you have another memory work program in which you are learning geography, feel free to eliminate this aspect of study. However, learning the locations as you are reading about them aids in retention and is enjoyable for most students. The Geography Songs resource will be useful for future world geography memorization/study as well. Use the

Oftentimes we believe reading aloud to our children can only take place under ideal circumstances. But the reality is, ideal circumstances will never come. We create a culture of reading with our children in the midst of the imperfections of everyday life. This means there will be fidgeting and interruptions and days that we don't get around to anything we planned to do. Remain flexible and continue to seek first the kingdom of God. Remember that reading aloud is not necessarily for the student, nor is it necessarily for the parent/teacher, but it provides an important opportunity for families to connect with one another with a shared experience.

Activities children enjoy while listening to a read-aloud include:

- Sculpting with play-doh or clay
- Building with LEGOs
- Playing with toys (especially toddlers)
- Drawing
- Coloring
- Aluminum foil sculpting

Use any technique you deem appropriate.

## Scaling Mission: Faith Forgers

Feel free to adjust science and history readings according to student age/interest. If you need to skip a reading, drop *The Story of the World* from your schedule.

For young children (grades K-2), Mission Books offers [God's Design: Heaven & Earth for Beginners](https://www.halfahundredacrewood.com/church-history-notebooking-pages/), which corresponds directly with *God's Design: Heaven & Earth*.

**Science & History Journal.** To provide an additional challenge for upper elementary and/or middle school, students can write journal entries and record lab write-ups for science investigations and experiments. Students may wish to draw and/or record their observations in a three-ring binder, composition notebook, or a sketch book. Likewise, they may also include written narrations and sketches for history, church history, and missionary studies. Church History Notebooking pages that correspond to Mission Faith Forgers are available at <https://www.halfahundredacrewood.com/church-history-notebooking-pages/>.

**For middle school students (Grade 6-8),** refer to the Middle School Options on each planning page. These plans consist primarily of writing journal or portfolio entries for each lesson/week in history and science. Students may choose the way to capture their history portfolio entries. These may be a written narration with a sketch, a physical scrapbook, or a digital presentation. See the appendix of this guide for examples. The middle school options are also provided as a separate download on the supplemental resources webpage. There is also a middle school recommended reading list in the appendix of this guide.

Geography, History, Science, and Fine Arts Schedule	
Day 1	Day 2
<b>STUDENTS &amp; PARENTS</b>	<b>STUDENTS &amp; PARENTS</b>
<b>CHURCH HISTORY</b>	<b>CHURCH HISTORY</b>
<b>SCIENCE</b>	<b>SCIENCE</b>
<b>ARTS</b>	<b>ARTS</b>
<b>RECOMMENDED READING</b>	<b>RECOMMENDED READING</b>
<b>MISSIONARY STUDIES</b>	<b>MISSIONARY STUDIES</b>
<b>SCIENCE EXPERIMENTAL</b>	<b>SCIENCE EXPERIMENTAL</b>
<b>ARTS &amp; CRAFTS</b>	<b>ARTS &amp; CRAFTS</b>
<b>RECOMMENDED READING</b>	<b>RECOMMENDED READING</b>
<b>MISSIONARY STUDIES</b>	<b>MISSIONARY STUDIES</b>
<b>SCIENCE EXPERIMENTAL</b>	<b>SCIENCE EXPERIMENTAL</b>
<b>ARTS &amp; CRAFTS</b>	<b>ARTS &amp; CRAFTS</b>

Optional alternative plans to use when you repeat this program in three years.

## A Long-Term Vision: Repeat three years from now.

The Mission Great Commission series was designed to be used more than once. After completing one cycle of the three missions (*Mission Faith Forgers*, *Mission Lasting Liberty*, and *Mission World Wonders*), families can repeat the entire series. When you repeat *Mission Faith Forgers* three years from now, you can use any or all of the suggested replacement readings which are provided at the bottom of each planning page. Disregard these plans on your first trip through. The alternative book selections for Mission Faith Forgers Trip Two are:

- ❖ *Inventions & Technology from God's Design for the Physical World*
- ❖ *Heat & Energy from God's Design for the Physical World*
- ❖ *The World's Story Volume 2: Student Text & Teacher Guide*
- ❖ *The World's Story Volume 3: Student Text & Teacher Guide*
- ❖ *William Booth: Soup, Soap, and Salvation*
- ❖ *C.S. Lewis: Master Storyteller*
- ❖ *Dietrich Bonhoeffer: In the Midst of Wickedness*
- ❖ *The Hiding Place by Corrie Ten Boom*

## Using *Mission: Faith Forgers* in a Co-op Setting

If you find at least one other family also using *Mission: Faith Forgers*, you can meet weekly in a group setting to support each other in your learning endeavors. Each family needs their own *Mission: Faith Forgers* curriculum guide and corresponding books to teach at home. The group leader can use the ***Mission: Faith Forgers Weeks-at-a-Glance*** page to select the material they would like to complete in a group setting. A suggested weekly group meeting schedule is as follows:

Activity (Up to 30 minutes for each activity)
Call to worship (hymn + scripture memory + prayer)
Science Experiments / Activities (Open this activity to discussing the "What Did We Learn?" and "Taking It Further" sections from the week's science lesson)
Drawing a project or craft corresponding to mission or church history. If time, also review world history.
Map practice and world cultures review (with "Window on the World" notebooking page for older students) & snack time
Public Speaking or Show-and-Tell
Orchestra & Closing

Parents should read lessons at home prior to completing the associated material in class. If you have questions about using *Mission: Faith Forgers* in a community setting, email us at [support@halfahundredacrewood.com](mailto:support@halfahundredacrewood.com)

## Letting God

The history of the church is our history. It's astounding to consider how God has worked through imperfect man to share His perfect love with the world from one generation to the next. Our greatest prayer is that this study will draw you nearer to God. We hope you find yourself in a state of awe and wonder as you discover more about how the Good News of the Gospel has reached your family. We pray that you will marvel at the work God has done through common people who He empowered to accomplish uncommon things for His glory. Soli Deo Gloria!

As we embark on this journey, let us keep the big picture in mind. Even though plan does not equal reality, without a plan, we lack vision or direction or goals. As a family, we ask for God to teach us to number our days aright that we may gain hearts of wisdom (Psalm 90:12). Part of numbering our days aright is planning well. Part of numbering our days aright is letting go of those plans when God has something else in store for our family. So... as we plan, we also hold onto those plans loosely realizing that the Lord's purposes are greater than our purposes. As we head into this study, we are "confident of this very thing, that He who has begun a good work in you will complete it until the day of Jesus Christ;" (Philippians 1:6)

Enjoy the journey as you forge ahead in faith and study the faith forgers of church history, considering the “great cloud of witnesses” who have gone before us and have provided an example of faith, love, and perseverance through the empowerment of the Holy Spirit!

## **Mission: Faith Forgers Package**

<p><i>Mission: Faith Forgers Teacher's Guide</i> Access to <i>Mission: Faith Forgers</i> Supplemental Resource Webpage</p> <p><b>Geography</b> <i>The Usborne Geography Encyclopedia*</i> <i>Children's Atlas of God's World</i> <i>Geography Audio Memory CD</i> <i>Window on the World (2018 Edition)</i></p> <p><b>Science</b> <i>Our Universe from God's Design for Heaven &amp; Earth Set - MasterBooks Edition</i> <i>Machines &amp; Motion from God's Design for the Physical World Set - MasterBooks Edition</i></p> <p><b>History</b> <i>The Story of the World Volume 3</i> <i>The Story of the World Volume 4</i> Optional: <i>The Story of the World Volume 1 &amp; Volume 2</i> (Only a few select readings from these two volumes)</p>	<p><b>Fine Arts &amp; Scripture Memory</b> <i>A Child's Introduction to the Orchestra</i> <i>Then Sings My Soul</i> <i>Bible Readeez</i> (also under the title KJV Songs)</p> <p><b>Church History (1st Semester)</b> <i>God's Timeline: The Big Book of Church History</i> <i>Trial and Triumph</i> by Richard Hannula (8th edition) <i>The Torchlighters Ultimate Activity Book</i> <i>The Torchlighters Animated Videos</i> (DVD set)</p> <p><b>Missionary Read Alouds (2nd Semester)</b> <i>George Müller: The Guardian of Bristol's Orphans</i> <i>Eric Liddell: Something Greater Than Gold</i> <i>Corrie Ten Boom: Keeper of the Angel's Den</i> <i>Gladys Aylward: The Adventure of a Lifetime</i> <i>Richard Wurmbrand: Love Your Enemies</i> <i>God's Smuggler (Young Reader's Edition)</i> by Brother Andrew</p>
--	---

\*Although *The Usborne Geography Encyclopedia* went out of print in 2024, these plans still reference readings from this book as an optional supplemental resource.

## **Mission: Faith Forgers Preparation Checklist**

- ☐ Read the introduction to this study: “Welcome to *Mission: Faith Forgers*!” (p. 4-11).
- ☐ Read through Week 1 notes, which contains important information that applies throughout the semester.
- ☐ Print Geography Faith Forgers Maps and either laminate blank blackline maps or place into a page protector. (For quick and easy reference, add the lyrics from the *Geography Songs* booklet to each corresponding map.)
- ☐ Download the *A Child's Introduction to the Orchestra* audios. (Link is included on the Mission: Faith Forgers Supplemental Resource Webpage.)
- ☐ Download and print worksheets and quizzes at the following links and store them in a 3-ring binder. Alternatively, use a composition or sketch book as a science Journal.  
<https://answersingenesis.org/store/product/gods-design-heaven-earth-worksheets-quizzes/>  
<https://answersingenesis.org/store/product/gods-design-physical-world-worksheets-and-quizzes/>
- ☐ If desired, set up a Timeline Wall or Timeline Notebook (see p. 7) and/or a History Notebook for sketches and/or written narrations.
- ☐ Before beginning each unit, look over the supplies lists for the six-week period (for science, art, and Torchlighters activities). Some items may need to be purchased/ordered in advance. A Science Master Supply List is in the *God's Design for Heaven & Earth Teacher Guide* and the *God's Design for the Physical World Teacher Guide*. An Art Projects & Torchlighters Activity Master Supply List is in the appendix of this *Mission: Faith Forgers Teacher's Guide*.
- ☐ Add your own math and language arts plans to the planner pages.

If you have questions at any time, please contact us at [support@halfahundredacrewood.com](mailto:support@halfahundredacrewood.com).



# Unit 1 - Week 4: Medieval Church

## Geography, History, Science, and Fine Arts Schedule

	Day 1:	Day 2:	Day 3:	Day 4:	Day 5:
Devotions, Hymn Study, and Scripture Memory	Listen to or sing "Be Thou My Vision." Practice Genesis 1:1-5.	Listen to or sing "Be Thou My Vision." Practice Books of the Bible.	<b>WOTW:</b> Islam (p. 202-203) Listen to or sing "Be Thou My Vision." Practice Genesis 1:1-5.	<b>Hymn:</b> All Glory, Laud, and Honor (p. 6-7) Practice Books of the Bible.	
	Scripture Memorization: Genesis 1:1-5 & Books of the Bible				
	Hymn: Be Thou My Vision; All Glory, Laud, and Honor				
Church History Readings	<b>God's Timeline:</b> When Did the Bishop of Rome Become the Pope? (p. 26)  <b>Trial &amp; Triumph:</b> Middle Ages & Pope Gregory I (p. 53-60)	<b>Trial &amp; Triumph:</b> Boniface (p. 61-64)	<b>God's Timeline:</b> What is Islam? (p. 27) Timeline (p. 24-25)	<b>Trial &amp; Triumph:</b> Charlemagne (p. 65-70)	
Additional Activities, Notes, or Readings	Search for and listen to a Gregorian chant on-line.		<b>Optional: Geo Encyclopedia:</b> Range of Religions (p. 202-203)		
Geography - Map Practice	Introduce Western Europe on Globe & World Map. Listen to Track #2 Western Europe while pointing to locations on Western Europe map.	Listen to Track #2 Western Europe while pointing to, tracing, or drawing countries on Western Europe map.	Listen to Track #2 Western Europe while pointing to, tracing, or drawing countries on Western Europe map.	Quiz Western Europe Countries on Blank Europe Map.	
History: Story of the World	Optional: Volume 2 Chapter 3		Optional: Volume 2 Chapter 6-7; 12	Optional: Volume 2 Chapter 13	
Science		Our Universe Lesson 7 Special Feature		Our Universe Lesson 8	
Fine Arts	Orchestra: Violin (p. 44-45)			Art Project: Charlemagne Crown Prints (Appendix p. 119)	
Middle School Options					
Science		Record observations and thoughts from Making a Nebula activity, Distant Starlight challenge, and Astronomy vs Astrology Special Feature.		Record thoughts from Naming Asteroids and complete Trojan Asteroids challenge.	
History Portfolio	Reminder: At least one weekly portfolio entry on the church history readings from this week.				
Add Math & Language Arts					

### ALTERNATIVE READ ALOUDS, HISTORY, AND SCIENCE FOR TRIP TWO (SEE APPENDIX P. 153)

<b>HISTORY: THE WORLD'S STORY</b>	Read Volume 2 Chapter 6		Read Volume 2 Chapter 7		
<b>SCIENCE</b>		Inventions & Tech Lesson 7		Inventions & Tech Lesson 8	



SCIENCE SUPPLIES NEEDED (OUR UNIVERSE):	
<ul style="list-style-type: none"> <li>Flashlight</li> <li>Pencil</li> </ul>	<ul style="list-style-type: none"> <li>Paper</li> <li>Research materials for the Trojan War</li> </ul>

ART PROJECT SUPPLIES NEEDED:	
<ul style="list-style-type: none"> <li>Craft foam</li> <li>Ball-point pen</li> <li>Paper or watercolor paper</li> </ul>	<ul style="list-style-type: none"> <li>Poster paint</li> <li>Sponge</li> <li>Pencil</li> </ul>

———— Day 1 ————

**Church History - Pope Gregory I.** The Lombards were a Germanic tribe that had invaded Italy. The reference to Augustine in this reading is to Augustine of Canterbury, not Augustine of Hippo. You may want to listen to a Gregorian chant after today's reading. Discussion question: Why would someone want to "dread riches in this world more than hardship?"

**Geography.** Reminders: Write the lyrics of the "Western Europe" song in the Faith Forgers Western Europe reference map by referring to p. 5 in the Geography Songs booklet.

———— Day 2 ————

**Church History - Boniface.** The Heruls were also a Germanic tribe.

**Science.** *The Usborne Geography Encyclopedia* includes additional information on the solar system on p. 10-11.

———— Day 3 ————

**Geography Readings.** *The Usborne Geography Encyclopedia* went out of print in 2024. We have kept references to this optional resource in the lesson plans, as it enhances the study of cultures (and earth science) if you are able to find a copy at a retailer or reseller.

———— Day 4 ————

**Church History - Charlemagne.** Discussion questions: Is it possible to force your faith on others (re: Alcuin's advice to Charlemagne)? "Should the king be a spiritual leader and rule the church?" Why or why not?

**Fine Arts (Art Project).** Follow the instructions in the appendix to make crown prints to represent Charlemagne. Visit the *Mission: Faith Forgers* Supplemental Resources webpage for additional artist and picture study.

# Unit 1 - Week 5: Medieval Church

## Geography, History, Science, and Fine Arts Schedule

Geography, History, Science, and Fine Arts Schedule						
	Day 1:	Day 2:	Day 3:	Day 4:	Day 5:	
Devotions, Hymn Study, and Scripture Memory	Listen to or sing "All Glory Laud and Honor." Practice Genesis 1:1-5.	Listen to or sing "All Glory Laud and Honor." Practice Books of the Bible.	<b>Hymn:</b> Jesus, the Very Thought of Thee (p. 8-9) Practice Genesis 1:1-5.	Listen to or sing "Jesus the Very Thought of Thee." Practice Books of the Bible.		
	Scripture Memorization: Genesis 1:1-5 & Books of the Bible					
	Hymn: All Glory Laud and Honor; Jesus the Very Thought of Thee					
Church History Readings	<b>Trial &amp; Triumph:</b> Alfred the Great (p. 71-76)	<b>Trial &amp; Triumph:</b> Anselm (p. 77-82)	<b>God's Timeline:</b> Two Churches: East & West (p. 30) The Crusades - What Were They Fighting For? (p. 31)  <b>Trial &amp; Triumph:</b> Bernard of Clairvaux (p. 83-87)	<b>Trial &amp; Triumph:</b> Peter Waldo and the Waldensians (p. 89-93)  <b>God's Timeline:</b> Timeline (p. 28-29)		
Additional Activities, Notes, or Readings	SAMPLE					
Geography - Map Practice						
History: Story of the World						
Science						
Fine Arts						
Middle School Options						
Science		Complete Comet Model activity and God Created Comets challenge.		Complete Sky is Falling activity. Study for Our Universe Unit 2 Quiz.		
History Portfolio	Reminder: At least one weekly portfolio entry on the church history readings from this week.					
Add Math & Language Arts						

### ALTERNATIVE READ ALOUDS, HISTORY, AND SCIENCE FOR TRIP TWO (SEE APPENDIX P. 153)

<b>HISTORY: THE WORLD'S STORY</b>	Read Volume 2 Chapter 8		Read Volume 2 Chapter 9		
<b>SCIENCE</b>		Inventions & Tech Lesson 9		Inventions & Tech Lesson 10	

SCIENCE SUPPLIES NEEDED (OUR UNIVERSE):	
<ul style="list-style-type: none"> <li>• Small styrofoam ball</li> <li>• Tagboard/poster board or cereal box</li> <li>• Glue</li> <li>• Glitter</li> <li>• Pie Pan</li> <li>• Salt</li> </ul>	<ul style="list-style-type: none"> <li>• Flour</li> <li>• Marble</li> <li>• Toys</li> <li>• Golf ball</li> <li>• [Quiz 2: Outer Space (Lessons 5-10)]</li> </ul>

ART PROJECT SUPPLIES NEEDED:	
<ul style="list-style-type: none"> <li>• Paper or watercolor paper and pencil</li> <li>• Your preferred medium in greens and browns: oil pastels, chalk pastels, watercolors, acrylics</li> </ul>	<ul style="list-style-type: none"> <li>• Paintbrushes if using watercolors or paint</li> </ul>

———— Day 1 ————

**Church History - Alfred the Great.** Discussion question: How did memorizing Psalms affect Alfred the Great's times of trial? Like Perpetua, Alfred the Great kept a journal or "common place" book. What were some of the things he included in his journal? Don't forget to continue to use your journal to record quotes, scriptures, thoughts, and prayers.

———— Day 2 ————

**Fine Arts (Art Project).** Anselm used analogies and object lessons to explain deeper truths. For instance, he reprimanded an abbot by comparing boys to trees, urging him to train and discipline the boys in love. Today's art project will help us to remember Anselm's analogies in teaching spiritual truths. Follow instructions in the appendix to draw or paint trees using a variety of mediums and styles. As an alternative activity, spend time outdoors observing trees. Write about or draw sketches of what you see in your journal. Visit the *Mission: Faith Forgers* Supplemental Resources webpage for additional artist and picture study.

———— Day 3 ————

**Church History - Bernard of Clairvaux.** Discussion question: What can we do as a family to show "acts of mercy and kindness for the sick and poor" (re: Bernard's mother, Aleth)?

———— Day 4 ————

**Church History - Peter Waldo & the Waldensians.** Content warning: p. 92 last paragraph starting with "Parents were forced to watch..." to the second to last sentence in that paragraph, "Women and children were thrown over the cliff."

**Science.** The Master Books teacher guide and/or 4th Edition download includes an optional quiz, Quiz #2: Outer Space (Lessons 5-10).

SAMPLE  
Appendix

# MISSION: FAITH FORGERS

## *Europe & Asia Maps*

SAMPLE

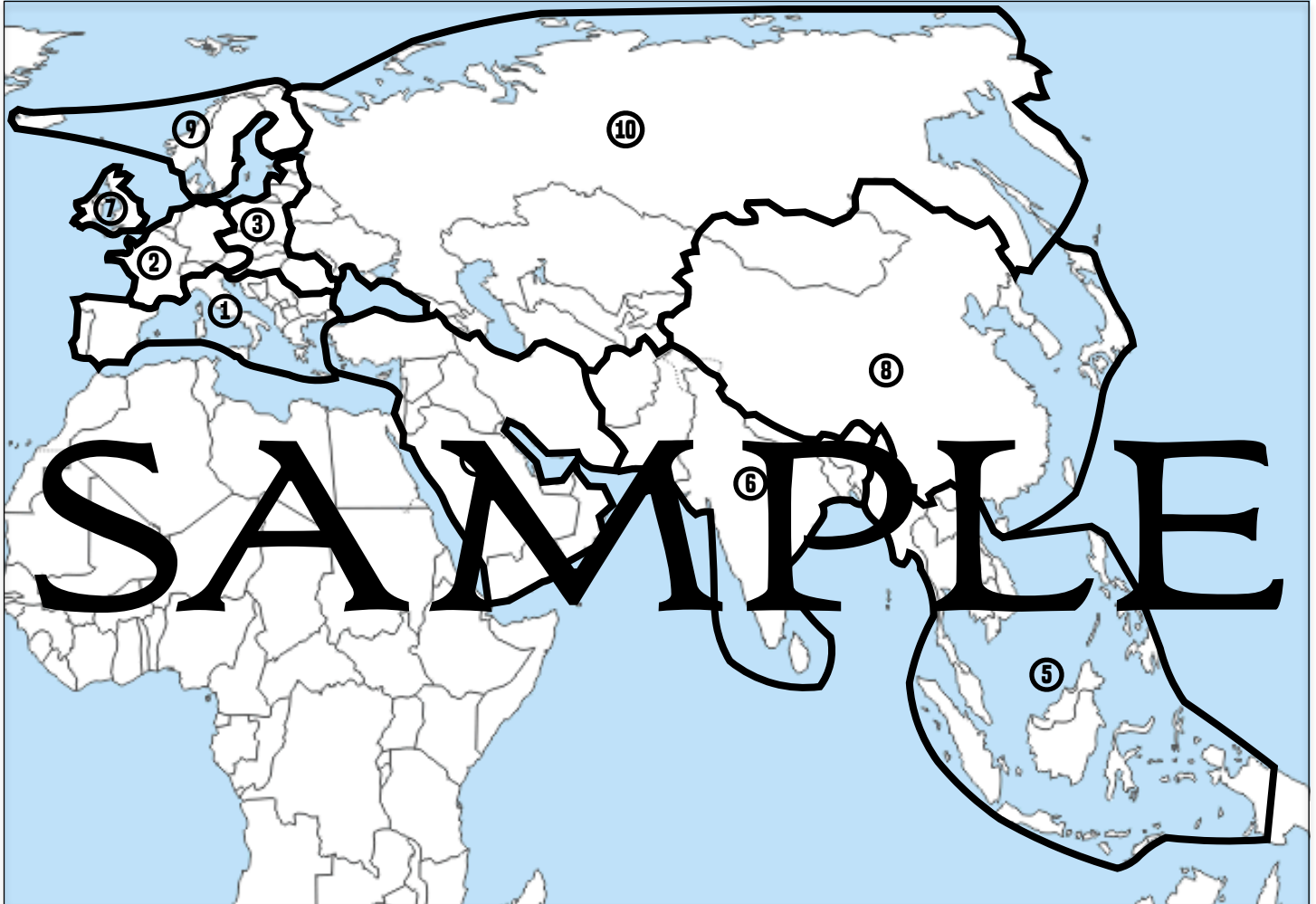


*By Brandy Ferrell | Half-a-Hundred Acre Wood*

# Europe Reference Map - Color



# Eurasian Regions Map (in order of introduction)



## Unit 1

Region #1: Weeks 1-3. Southern Europe (Track #5)

Region #2: Weeks 4-6. Western Europe (Track #2)

## Unit 2

Region #3: Weeks 1-3. Eastern Europe (Track # 6)

Region #4: Weeks 4-6. Middle East (Track #7)

## Unit 3

Region #5: Week 1-3. Southeast Asia (Track #16)

Region #6: Weeks 4-6. South Asia (Track #15)

## Unit 4

Repeat Region #2: Week 1 (Review). Western Europe (Track #2)

Region #7: Week 2-3. British Isles (Track #1)

Region #8: Week 4-6. Asia (Track #17)

## Unit 5

Region #9: Weeks 1-3. Scandinavia (Track #4)

Region #10: Week 4-6. Former USSR (Track #3)

## Unit 6

Repeat Region #3: Week 1-3 (Review). Eastern Europe (Track #6)

Repeat Region #1: Week 4-6 (Review). Southern Europe (Track #5)



# Western Europe



Region #2. Unit 1 - Weeks 4-6 (Repeat Unit 4 - Week 1). Western Europe (Track #2) Lyrics:

---


---

---

---

## Unit 1 Week 4: Day 4. Charlemagne Crown Prints

**Picture study:** View and discuss the oil panel painting *Emperor Charlemagne* and the woodcut *Coat of Arms of the House of Dürer* by German Renaissance artist Albrecht Dürer who became famous for his drawings and paintings — and especially for his printmaking with woodcuts and engravings. To represent Charlemagne, students replicate Dürer's woodcut technique by carving a crown into craft foam and making a print.



### Supplies:

- Craft foam
- Pencil and ball-point pen
- Paper or watercolor paper
- Blue poster paint
- Sponge

### Instructions:

1. Lightly draw a crown onto the craft foam using the above image for reference if needed.
2. Carve the crown into the foam with a ball-point pen, tracing the lines you drew in the previous step.
3. Sponge some poster paint onto the craft foam. Lay a piece of paper on top.
4. Lift the paper all over with your hands to make a print. Then lift the paper from the craft foam. (Alternatively, you can lift the craft foam on top of the paper, press down, and then lift the craft foam from the paper.)
5. To make a true “woodcut” the style of Dürer, you will replicate this project by leaving the negative space (the white space on the inside and outside of the crown), leaving the lines of the crown un-carved. When sponging on the poster paint, be careful to not place too much paint on the negative space.




*Coat of Arms of the House of Dürer by Albrecht Dürer*



*Emperor Charlemagne by Albrecht Dürer*

## Unit 1 Week 5: Day 2. Tree Sketches

Anselm used analogies and object lessons to explain deeper truths. For instance, he reprimanded an abbot by comparing boys to trees, urging him to train and discipline the boys in love. Today's art project will help us to remember Anselm's analogies in teaching spiritual truths. Sketch and/or paint trees in a variety of shapes and/or mediums using the images below for ideas. Study *Olive Trees with Yellow Sky and Sun* by famous dutch post-impressionist artist Vincent Van Gogh. Visit the *Mission: Faith Forgers* Supplemental Resources webpage for additional picture study.



*Olive Trees with Yellow Sky and Sun* by Vincent Van Gogh





# Mission: Faith Forgers Trip Two Details

The “Alternative Read Alouds, Fine Arts, History, and Science for Trip Two” referenced at the bottom of each week’s planning page is for families who have already completed one year of the *Mission: Faith Forgers* curriculum and are returning to the program for a second trip **after** completing the other two programs in the Mission Great Commission Curriculum series (*Mission Lasting Liberty* and *Mission World Wonders*.) Replacement readings are suggested for different read-alouds, history, and science as noted at the bottom of each week’s planning page using the following resources.

Mission: World Wonders Trip Two Replacement Resources	
<b>Read Alouds (Setting) - Second Semester</b> <i>William Booth: Soup, Soap, and Salvation</i> (Industrial Age) <i>C.S. Lewis: Master Storyteller</i> (World War I & World War II) <i>Dietrich Bonhoeffer: In the Midst of Wickedness</i> (World War II) <i>The Hiding Place</i> by Corrie Ten Boom (World War II)	<b>Science</b> <i>Inventions &amp; Technology from God’s Design for the Physical World</i> <i>Heat &amp; Energy from God’s Design for the Physical World</i> <b>History</b> <i>The World’s Story Volume 2 Set (Student Text &amp; Teacher Guide)</i> <i>The World’s Story Volume 3 Set (Student Text and Teacher Guide)</i>

You may opt to use all or part of these replacement readings in conjunction with the biography, hymns, and scripture readings provided in the original program. These alternate missionary biographies correspond to the history of the 20th century in second semester of the original *Mission Faith Forgers* plans. The original hymns and art projects would correspond fairly well to these new missionary biographies.

## Science

The overall science subjects in the trip two plans correspond with the general science topics covered in the original *Mission: Faith Forgers* program (astronomy/space technology and physics). If using the replacement science, you can download the corresponding worksheets, quizzes, and tests at the following link:

- ❖ **Inventions & Technology and Heat & Energy:** <https://answersingenesis.org/store/product/gods-design-physical-world-worksheets-and-quizzes/?sku=13-1-074>

For a list of the supplies needed for each semester, refer to the appendix in the *God’s Design for the Physical World Teacher Guide*.

*Answers in Genesis* is written from a young earth/creationist perspective. If you hold a different belief, feel free to adjust the readings as needed and/or use it as a springboard for introducing your student to an opposing viewpoint. This is a great skill to acquire for reasoning and debate.

## History

For your second trip through Mission Faith Forgers, you may opt to re-read *The Story of the World* Volume 3 and Volume 4 or use *The World’s Story* Volume 2 and Volume 3. If you use *The World’s Story*, you can use narration and journaling as you did for *The Story of the World*, or you can use a portion of *The World’s Story Teacher Guides* for worksheets, tests, and activities. You will need to follow the schedule we have provided for each week and simply select the most appealing activities and projects to complete from *The World’s Story Volume 2 and Volume 3 Teacher Guides in order to finish them in one year*. You will not be able to finish *The World’s Story* in one year if you follow the 5-day weekly schedule at the beginning of *The World’s Story Teacher Guides*.